

Lunchroom and Playground Supervision Ontario School Boards' Insurance Exchange

Presented By

J. Brett Carruthers, CSP, RSSP

New York Schools Insurance


Reciprocal





"Things do not happen. Things are made to happen".

John F. Kennedy



TEAMWORK



- Administration
- Lunchroom/Playground Monitors
- Food Services Staff
- Instructional Staff



ESSENTIAL CONCEPTS

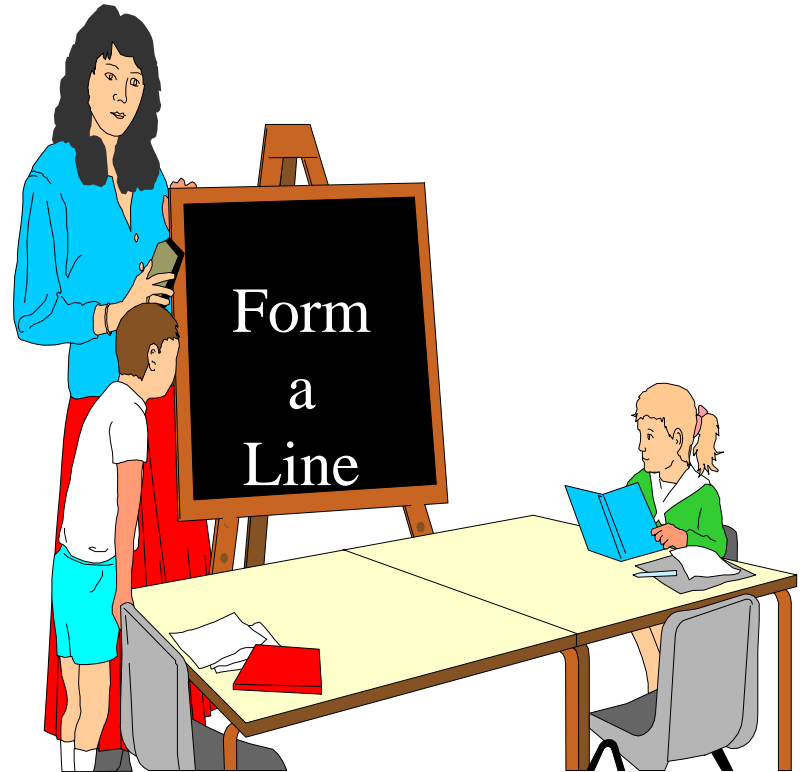
- Rules and expectations should have a positive tone.
- Expectations must be clear and understood by all.
- Consequences are essential.



EXPECTATIONS

Arriving/Purchasing Food

- Going from Classroom to Lunchroom
- Entering the Lunchroom
- Line Behavior
- Interacting with Servers
- Dealing with Menu Items



EXPECTATIONS

Seating/Eating



- Finding a seat
- Movement expectations
- Voice levels
- Cleaning up spills and messes



LUNCHROOM LOGISTICS



- Being excused
- Dealing with trash, utensils and trays
- Exiting the Lunchroom
- Post Lunch Activities



SAMPLE LUNCHROOM RULES

- Students Will Use Quiet Voices
- Students will keep their hands, feet and objects to themselves.
- Students will walk in the lunchroom.




SAMPLE LUNCHROOM RULES

- Students will eat quietly and use good manners.
- Students will leave their seats only with permission.
- Everyone will treat others with dignity and respect.



DISCIPLINE TIPS

- Be Firm
- Be Fair
- Be Consistent
- Be Calm
- Be Timely
- BEWARE



DISCIPLINE ALTERNATIVES



- Verbal Reminder
- Change of Seat
- Sit at Separate Table
- Walk with Supervisor
- Assigned Seat for Several Days
- Assist with Cleanup
- Playground Restriction



4 PRONG APPROACH TO PLAYGROUND SAFETY



- Equipment Selection
- Installation
- Maintenance and Inspection of Equipment
- Supervision



PLAYGROUND INJURIES in the US

- 200,000 Injuries
Children Ages 5 -
12
- 76% - Public PG
- 22% - Home PG
- 2% - Homemade PG



PLAYGROUND INJURIES



- Children Injuries Ages 5 - 12
- 55% - Girls
- 45% - Boys
- 15% - Severe Injuries
- 3% - Require Overnight Hospitalization



PLAYGROUND INJURIES

- Children Injuries
Ages 5 - 12
- 53% - Climbing
Equipment
- 19% - Swings
- 17% - Slides


CPSC National Electronic
Surveillance System



Playground Injuries Ontario and Canada



- Canadian Institute for Health Information - 8,698 injuries in Ontario in 2003
- Canadian Paediatric Society - 28,500 Emergency Room Visits across Canada in 2004



Playground Injuries Ontario and Canada



- Playground Deaths
- 18 - Since 1982
- 16/18 from Strangulation or Head Entrapment
- 2 - Head Injuries




CAUSE OF INJURY

(Litigation Study - USCPSC)



- Use and Supervision
44%
- Poor Maintenance
36%
- Improper Equipment
10%
- Poor Installation 6%
- Poor Layout 4%



LITIGATION CAN YOU BE SUED?



- Unlike the Lottery, you do not need the dollar - just the dream!




PLAYGROUND SUPERVISION




- WEATHER
- REGIONS
- PROPER SUPERVISION
- INSTRUCTION

- INTERACTION
- DISCIPLINE
- RESPONDING TO EMERGENCIES




WEATHER, WEATHER, WEATHER



- Can we go outside and play today?
- Other Environmental Factors



OUTSIDE CONSIDERATIONS





- Children must wear sweatshirts or jackets as appropriate
- Closed Toe Shoes
- Sandals, Clogs, Platforms???




PLAYGROUND REGIONS

- "MANAGEABLE"
Areas
- "PERMISSIBLE"
Games
- "OFF LIMIT"
Areas
- "TIME OUT" Area





KEYS TO SUCCESSFUL SUPERVISION



- REMEMBER - YOU ARE A ROLE MODEL! !
- Have F - U - N
- Implement Corrections Consistently



KEYS TO SUCCESSFUL SUPERVISION



- You Set the Tone
- Interact Positively With All Students
- Circulate - NEVER "Cluster"



KEYS TO SUCCESSFUL SUPERVISION

- Keep Your Eyes Open
- Avoid Socializing With Other Volunteers
- NEVER Read
- No Radios, MP3 Players, etc.
- NEVER Umpire or Join Games



KEYS TO SUCCESSFUL SUPERVISION



- **When Correcting Misbehavior**

- ◆ **Stay Calm**

- ◆ **Use the "Serious Voice"**



INSTRUCTION

Do Not Allow Children To . . .



- Run too close to swings or other equipment
- Stand or Jump off swings, slides or platforms
- Go head first down slides
- Chase or follow objects into streets or parking lots
- Push or pull others
- Be Educators - Help the Kids



INSTRUCTION

Do Not Allow Children To . . .



- Overcrowd on equipment
- Play on damaged equipment
- Throw equipment, rocks, stones, sticks, etc.
- Consume Gum, Lollypops or Hard Candy or have Straws on the Playground



INSTRUCTION

Teach Children To . . .



- Form orderly lines
- Wait until the person ahead of them is finished. If a long line - suggest playing on another piece of playground equipment.
- Use the equipment properly



BEWARE

Be on the lookout for


- Children improperly dressed for the weather or improper footwear
- Stray Animals
- Bikes, Blades, Scooters or Skateboards




BEWARE

Be on the lookout for


- Students running through Playground Areas
- Chase games near equipment
- Games or activities that are too difficult for the child's age or ability



INTERACTION




- Learn the Names of Students
- Make Corrections in a Friendly Manner
- Interact With All Children




INTERACTION

- Try to stay out of student problems and disputes that can distract you
- Fights
 - Verbal Interaction - Use Loud Voice
 - Disperse Crowd
 - Avoid Physical Interaction
 - Use Radio When/Where Available
 - Get Assistance




INTERACTION

- Involve "Clingy" Children with other kids
- Know the rules and enforce them consistency!




"Bullying is as old as childhood. Adults dismiss it as a playground rite of passage, but it is serious and can not be ignored."

Source: *The Education Digest*, March 1993




DISCIPLINE

- Refer All Serious Disciplinary Matters to the Classroom Instructor or Principal



DISCIPLINE OPTIONS

- Verbal Reprimand
- Redirection
- Time Out
- "Stay With Me"
- Teacher or Principal Referral



ACCIDENT RESPONSE



- STOP ALL PLAY!
- NEVER leave area unattended
- Contact Nurse
- DO NOT MOVE the child!




ACCIDENT RESPONSE

- One Supervisor **MUST** stay with the child.
- Keep other children away -
Move into Building
- Comfort and Reassure Child



EMERGENCIES

- **STRANGERS**
 - ▶ Immediately Identify All Persons Who Wander Onto Grounds
 - ▶ If problems - gather children
 - ▶ Contact Office



EMERGENCIES

- PARENTS
- Custody Disputes
 - Kidnapping
- Respect Custody Information
- Follow School Policy



EMERGENCIES



- **LIGHTNING**
- Assemble and move inside immediately.
- Remain inside until no thunder is heard for 30 minutes.




EMERGENCIES

- FIRE OR FIRE DRILL
- Assemble Immediately
- Remain away from building
- Sit down and wait for further instructions



QUESTIONS





Secrets

for a Fun

School Year



Go and have fun in the meadows...



Avoid bad habits...



Always listen to
good advice...



Always look at where you're going...



Be determined in achieving your goals...



**Don't let the
situation
confuse you...**



And most of
all...

SMILE!!!

Have a nice
day!!!

